

ECONOMIC IMPACT: 2020

Alabama Small Business Development Center Network



5 Year Statewide Impact

Growing Alabama's Economy

Since FY 2016, Alabama SBDCs provided **73,456 hours** of consulting to **9,546 client businesses**, and hosted **583 training events** for **21,545 attendees**, creating a significant positive impact on Alabama's economy.






The ASBDC Helps Clients Grow:

10.1% Sales Growth vs

4.4% State Average

27.3% Employment Growth vs

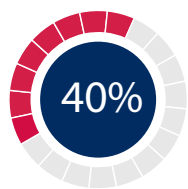
1.4% State Average

	→ 2020	→ 5 YEAR
 Create, Retain & Save Jobs in Alabama*	2,599	6,286
 Start new Businesses*	204	1,058
 Access Investment Capital*	\$214.8M	\$503.2M
 One-on-One Advising Hours	12,433	73,456
 Entrepreneurs & Owners Clients Served*	3,316	9,567

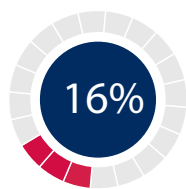
The Alabama SBDC Network provides emerging and established businesses with the expertise and resources needed to succeed.

SERVING EVERY COUNTY, EVERY CITIZEN

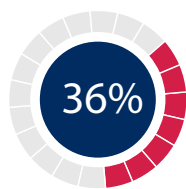
We create possibilities for prosperity for the state's most important economic engine by helping entrepreneurs and small business owners SURVIVE difficult times and THRIVE in blue sky days. The demographics for the 3,316 companies that received confidential, one-on-one assistance are below:



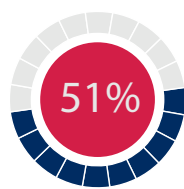
Women-Owned



Veteran-Owned



Minority-Owned



Rural

Statewide attendance at SBDC training events increased three-fold from FY19.

Over **13 thousand** individuals participated in SBDC training events:

- **42% Women**
- **8% Veterans and Service-Connected Disabled Veterans**
- **16% Minorities**



*For every federal dollar invested in the Alabama SBDC program, \$2.35 is returned to the state, and \$3.79 is returned to the federal government in tax revenue.***

POWERED BY



U.S. Small Business Administration

Funded in part through a Cooperative Agreement with the U.S. Small Business Administration.

* Reported directly by respondent clients of outcomes resulting from or in part due to SBDC assistance in FY2020. *Actual data*; not projected or imputed.

** "Economic Impact of Small Business Development Center Counseling Activities in Alabama: 2018-2019" - for counseling services to clients.